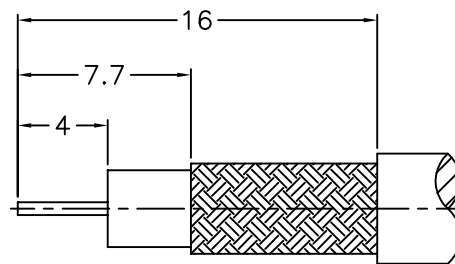

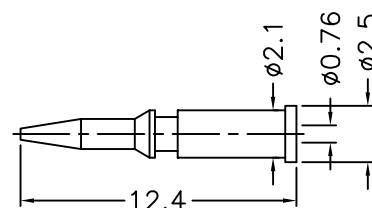
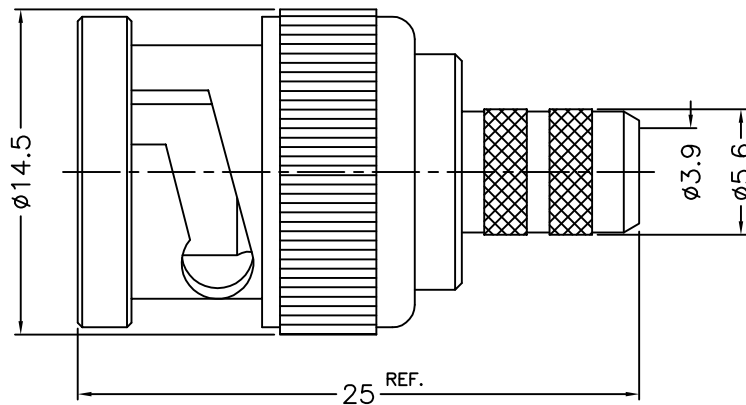


1 2 3 4 5 6 7 8

REVISIONS		
ISS	ZONE	DESCRIPTION\PER REQUEST\DATE



RECOMMENDED
CABLE STRIPPING DIM'S
(建議剝線尺寸)



NOTES: FINISH (PLATING THICKNESS IN MICRO-INCHES)

1. BRASS
2. NICKEL PL. 100 MIN. THICK OVER COPPER PL. 50 MIN. THICK
3. GOLD PL. 3 MIN. THICK OVER NICKEL PL. 50 MIN. THICK OVER COPPER PL. 50 MIN. THICK
4. DELRIN

1. CRIMPED FERRULE
HEX CRIMP SIZE .255"
2. CRIMPED CONTACT PIN
HEX CRIMP SIZE .068"

9	FERRULE	NOTE 1	NOTE 2	1	FR-66-75-127
8	CONTACT PIN	NOTE 1	NOTE 3	1	900-1121A1-8 -0.76
7	WASHER	NOTE 1	NOTE 2	1	WS-90-128-08
6	SPRING	SK5	NOTE 2	1	900-1000-6
5	RETAINER RING	NOTE 1	NOTE 2	1	900-1000-5
4	GASKET	RUBBER	RED	1	GS-80-115-15
3	INSULATOR	NOTE 4	NATURAL	1	900-1000-3-75D
2	BODY	NOTE 1	NOTE 2	1	900-1000-2-10
1	SHELL	NOTE 1	NOTE 2	1	900-1000-1
NO.	DESCRIPTION	MATERIAL	FINISH	Q'TY	DRAWING NO.

DIMENSIONS ARE IN MILLIMETERS			
UNLESS OTHERWISE SPECIFIED TOLERANCES			
0.5-6	=	±0.2	
6-30	=	±0.4	
30-120	=	±0.6	
120-315	=	±1	
315-1000	=	±1.6	
1000-2000	=	±2.4	
SCALE	3/1	ISSUE	A

PART NO.	
APPROVED	DATE 01-05-'11
CHECKED	DATE 01-05-'11
DRAWN	DATE 01-05-'11

G.L.I.	
TITLE	BNC CRIMP PLUG (FOR RG-59, 62)
DRAWING NO.	900-1121A1-10-75D
FILE NO.	R:\D\G\DWG\900\1121A1\10\75D

1 2 3 4 5 6 7 8