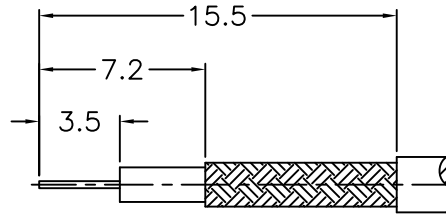
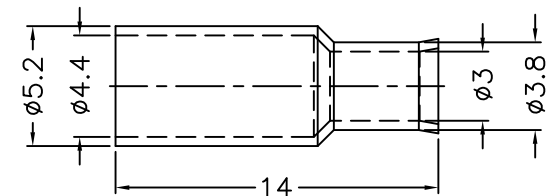
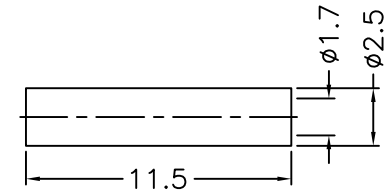
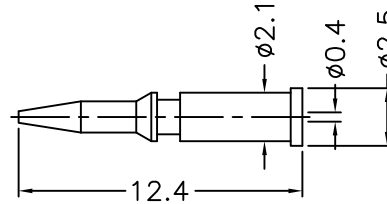
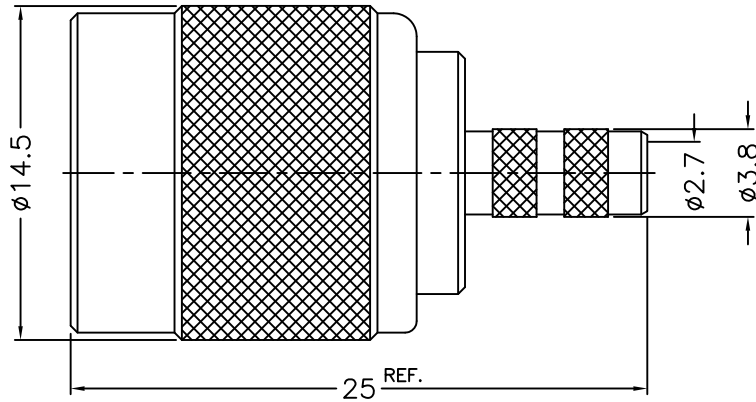


1	2		3	4	5	6	7	8
REVISIONS								
ISS	ZONE	DESCRIPTION\PER REQUEST\DATE						



RECOMMENDED  
CABLE STRIPPING DIM'S  
(建議剝線尺寸)



NOTES: FINISH (PLATING THICKNESS IN MICRO-INCHES)

1. BRASS
2. NICKEL PL. 100 MIN. THICK OVER COPPER PL. 50 MIN. THICK
3. GOLD PL. 3 MIN. THICK OVER NICKEL PL. 50 MIN. THICK OVER COPPER PL. 50 MIN. THICK
4. DELRIN

1. CRIMPED FERRULE  
HEX CRIMP SIZE .178"
2. CRIMPED CONTACT PIN  
HEX CRIMP SIZE .068"

10	FERRULE	NOTE 1	NOTE 2	1	FR-44-52-30-38-140
9	SLEEVE	NOTE 4	NATURAL	1	SL-17-25-115
8	CONTACT PIN	NOTE 1	NOTE 3	1	900-1121A1-8-0.4
7	WASHER	NOTE 1	NOTE 2	1	WS-90-128-08
6	RING	NOTE 4	NATURAL	1	71628-1000-6
5	RETAINER RING	NOTE 1	NOTE 2	1	900-1000-5
4	GASKET	RUBBER	RED	1	GS-80-105-15
3	INSULATOR	NOTE 4	NATURAL	1	900-1000-3-75D
2	BODY	NOTE 1	NOTE 2	1	900-1000-2-02
1	SHELL	NOTE 1	NOTE 2	1	71628-1000-1
NO.	DESCRIPTION	MATERIAL	FINISH	Q'TY	DRAWING NO.

DIMENSIONS ARE IN MILLIMETERS			
UNLESS OTHERWISE SPECIFIED TOLERANCES			
0.5-6	=	±0.2	
6-30	=	±0.4	
30-120	=	±0.6	
120-315	=	±1	
315-1000	=	±1.6	
1000-2000	=	±2.4	
SCALE	3/1	ISSUE	A

PART NO.	
APPROVED	DATE 10-01-'13
CHECKED	DATE 10-01-'13
DRAWN	DATE 10-01-'13

<b>G.L.I.</b>	
TITLE TNC CRIMP PLUG (FOR RG-179, 187 CABLE)	
DRAWING NO. 71628-1121E2-03-75D	
FILE NO. R:\D\G\DWG\71628\1121E2\03\75D	

1	2		3	4	5	6	7	8
---	---	--	---	---	---	---	---	---