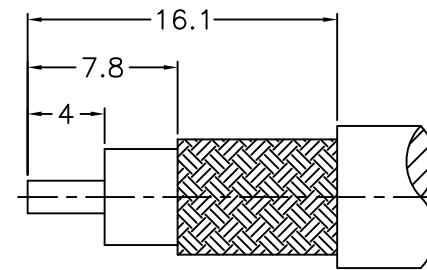
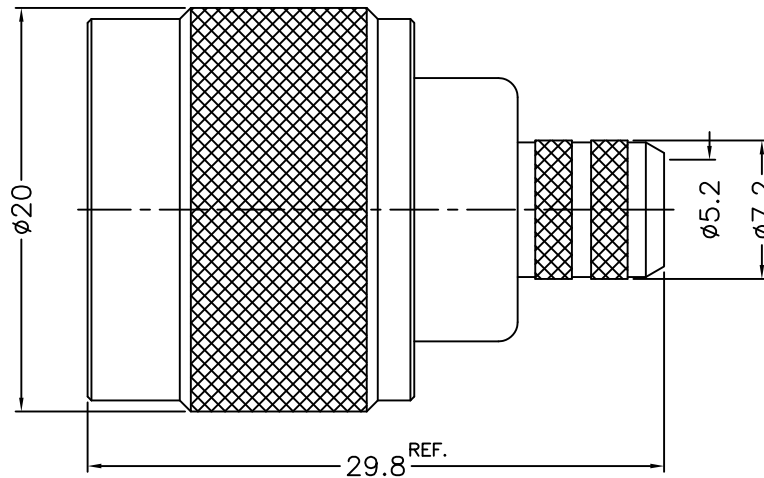
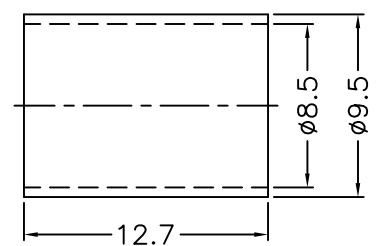
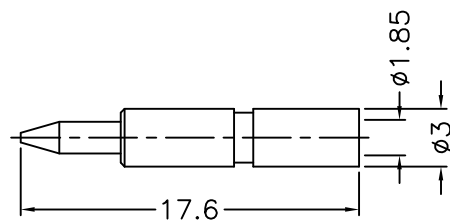


1		2		3		4		5		6		7		8	
REVISIONS															
ISS	ZONE	DESCRIPTION\PER REQUEST\DATE													



RECOMMENDED
CABLE STRIPPING DIM'S
(建議剝線尺寸)



NOTES: FINISH (PLATING THICKNESS IN MICRO-INCHES)

1. BRASS
2. NICKEL PL. 100 MIN. THICK OVER COPPER PL. 50 MIN. THICK
3. GOLD PL. 3 MIN. THICK OVER NICKEL PL. 50 MIN. THICK OVER COPPER PL. 50 MIN. THICK
4. TEFLON
5. PASSIVATED

1. CRIMPED FERRULE
HEX CRIMP SIZE .324"
2. CRIMPED CONTACT PIN
HEX CRIMP SIZE .100"

RoHS COMPLIANT

9	FERRULE	NOTE 1	NOTE 2	1	FR-85-95-127
8	CONTACT PIN	NOTE 1	NOTE 3	1	5824-1000-8 -1.85
7	RETAINER RING	SUS 304	NOTE 5	1	5824-1000-7
6	GASKET	SILICONE	RED	1	GS-80-156-15
5	CONTACT BODY	NOTE 1	NOTE 2	1	5824-1000-5
4	INSULATOR	NOTE 4	NATURAL	1	5824-1000-4A
3	BARREL	NOTE 1	NOTE 2	1	5824-1000-3 -41
2	BODY	NOTE 1	NOTE 2	1	5824-1000-2
1	SHELL	NOTE 1	NOTE 2	1	5824-1000-1
NO.	DESCRIPTION	MATERIAL	FINISH	Q'TY	DRAWING NO.

DIMENSIONS ARE IN MILLIMETERS			
UNLESS OTHERWISE SPECIFIED TOLERANCES			
0.5-6	=	±0.2	
6-30	=	±0.4	
30-120	=	±0.6	
120-315	=	±1	
315-1000	=	±1.6	
1000-2000	=	±2.4	
SCALE	2.5/1	ISSUE	A

PART NO.		DATE	
APPROVED	DATE	06-30-'17	
CHECKED	DATE	06-30-'17	
DRAWN	DATE	06-30-'17	

G.L.I.	
TITLE N CRIMP PLUG (FOR 5D-FB, LMR-300 CABLE)	
DRAWING NO. 5824-1121A1-41-50	
FILE NO. R:\D\G\DWG\5824\1121A1\41\50	

1		2		3		4		5		6		7		8	
---	--	---	--	---	--	---	--	---	--	---	--	---	--	---	--