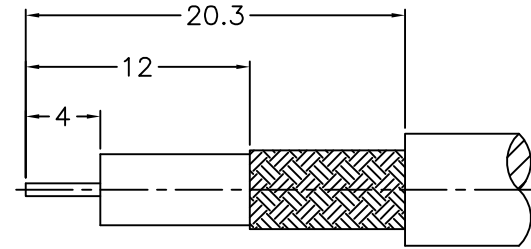
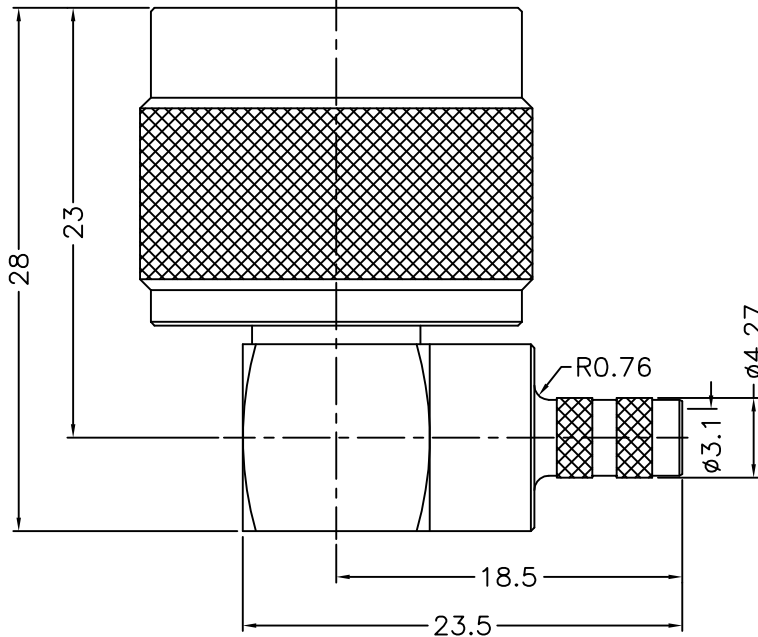
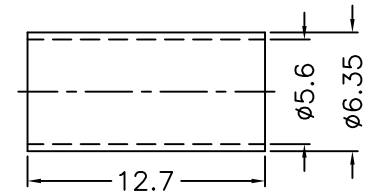


1 2 3 4 5 6 7 8

REVISIONS		
ISS	ZONE	DESCRIPTION\PER REQUEST\DATE

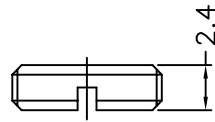


RECOMMENDED
CABLE STRIPPING DIM'S
(建議剝線尺寸)



NOTES: FINISH (PLATING THICKNESS IN MICRO-INCHES)

1. BRASS
2. NICKEL PL. 100 MIN. THICK OVER COPPER PL. 50 MIN. THICK
3. GOLD PL. 3 MIN. THICK OVER NICKEL PL. 50 MIN. THICK OVER COPPER PL. 50 MIN. THICK
4. TEFLON
5. PHOSPHOR BRONZE



1. CRIMPED FERRULE
HEX CRIMP SIZE .213"
2. CONTACT PIN TO SOLDER

10	FERRULE	NOTE 1	NOTE 2	1	FR-56-635-127
9	NUT	NOTE 1	NOTE 2	1	NUT-0805-24
8	BARREL	NOTE 1	NOTE 2	1	5824-1112H1-8-07
7	CONTACT PIN	NOTE 1	NOTE 3	1	5824-1112H1-7
6	RETAINER RING	NOTE 5	NATURAL	1	5824-1000-7
5	GASKET	SILICONE	RED	1	GS-80-156-15
4	CONTACT BODY	NOTE 1	NOTE 2	1	5824-1000-5
3	INSULATOR	NOTE 4	NATURAL	1	5824-1112H1-3-50T
2	BODY	NOTE 1	NOTE 2	1	5824-1112A6-2
1	SHELL	NOTE 1	NOTE 2	1	5824-1000-1
NO.	DESCRIPTION	MATERIAL	FINISH	Q'TY	DRAWING NO.

DIMENSIONS ARE IN MILLIMETERS
UNLESS OTHERWISE SPECIFIED TOLERANCES
0.5-6 = ±0.2
6-30 = ±0.4
30-120 = ±0.6
120-315 = ±1
315-1000 = ±1.6
1000-2000 = ±2.4

PART NO.	
APPROVED	DATE 09-02-'11
CHECKED	DATE 09-02-'11
DRAWN	DATE 09-02-'11

G.L.I.	
TITLE N R/A CRIMP PLUG (FOR RG-223/U,400/U)	
DRAWING NO. 5824-1112B4-07-50	
FILE NO. R:\D\G\DWG\5824\1112B4\07\50	

1 2 3 4 5 6 7 8

F

E

D

C

B

A

F

E

D

C

B

A