

Ultrasound · Medical · Inspection
Interconnect Solutions



Table of Contents

| | |
|--|-------|
| Hitachi Cable America Advantage | 02 |
| Competencies | 03 |
| Technology | 04 |
| Applications | 05 |
| Overview of Micro-Coaxial Cable (MCX) | 06 |
| High Capacitance Micro-Coaxial Cable (MCX) | 07 |
| Low Capacitance Micro-Coaxial Cable (MCX) | 08 |
| Bundled cable | 09 |
| Catheter cables | 11 |
| Hybrid bundled cables | 11 |
| Capabilities | 12 |
| Ultra-fine wire and paired cable | 12 |
| Solid conductor coaxial cable | 12 |
| FC Band® | 13 |
| Single/Multi lumen tube (Catheter tubing) | 14 |
| Assemblies | 15-16 |
| Optical fiber | 17 |
| Hybrid Cables for Optical to Electrical Converter Applications | 17 |

HITACHI
Inspire the Next

The Hitachi Cable America Advantage

For almost 30 years, Hitachi Cable America, a member of Hitachi Metals Group (Hitachi), has been designing and manufacturing some of the most advanced and reliable power and communication cables in the world. Our products are used globally across a broad spectrum of industries, including medical, financial, manufacturing, educational, government and military. We have facilities around the world that are experienced in manufacturing complex and ultra-fine gauge cable. Our proprietary alloys manufactured through Hitachi Metals are instrumental to our success.

At Hitachi, it is our mission to provide our customers with the maximum cable performance that they have come to expect. We strive to exceed cable performance requirements while improving our own techniques. Our on-site drawing mills, tightly controlled extruders, sophisticated winding machines and advanced braiders allow us to precisely control the key cable elements that make our products so unique while ensuring optimum performance as well as long-term reliability. Whatever the need, Hitachi is ready to support you.

Hitachi offers a broad range of additional services and capabilities to meet your production needs. Our medical and probe assembly facilities are ISO 9001 and 13485 certified. We offer full RoHS compliance, Conflict Mineral verification, biocompatibility testing and sterilization support as well as vendor managed inventory programs.

Innovation

Our commitment to continuous improvement and innovation is unwavering. We hope to be the benchmark by which all other manufacturers are measured. We promise to deliver superior quality and high performance cabling and as such we will continue to innovate through material science and process improvement until that goal is achieved.




Competencies

MCX (Micro-Coaxial Cable) technology yields long flex-life with tight electrical parameter control. Micro twinax cable is also available.



3

4




Bundled cable with fine wire coaxials for customer specific designs.



5

Ultra high density MCX cable designs deliver a soft, but robust, feel for customer applications.

CORE TECHNOLOGIES



2

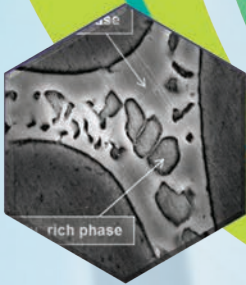
Ultra-fine wire capability.

Hitachi specializes in tight-pitch termination on high-density PCBs.



FINAL ASSEMBLY

1



Advanced material development.

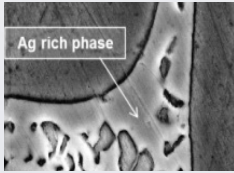
7



Termination capability includes board-level termination, cable sub-assemblies and full probe solutions.

In addition to our core technologies identified above, Hitachi Cable America also offers expert design services which include concept development, rapid prototyping, CAD and Solid modeling.

Technology



Metal structure of Cu-Ag alloy

Material


The control of metallurgical microstructures with an in-depth study of thermal and mechanical influences is essential to realizing a High-Strength/High-Conductivity conductor. It is because of our advanced analytical techniques and broad experience that we have become a leader in high performance materials.



Extrusion machine for foamed PFA

Extruding

The determining factor in the performance of a micro-coaxial cable is the state of the insulation layer. Low capacitance coaxial cable relies on the precise extrusion of the foamed PFA material. 50AWG coaxial cable cannot be produced without tight controls on ultra-thin PFA. Therefore, the stable characteristics of our cables are created by precisely controlling the extrusion process.



368 bundled coaxes with an outside diameter of 6.8mm

Cabling

To achieve the targeted characteristics, it is imperative to control the raw materials as well as the processes from beginning to end. Thermal and tensional conditioning along with spatial adherence is paramount and is applied at every stage of production to build a cable that not only meets but often exceeds the engineered intent.



High-flexibility SonaEase® cable

Design

When it comes to custom specifications, we have the materials and expertise to produce highly unique designs. Our cable development team can quickly predict with a degree of high accuracy the success of a specific design. In doing so, we can reduce lead times and minimize waste, all while creating novel characteristics that satisfy the need. In-house we utilize advanced testing equipment to ensure only the highest standards of reliability. Whether analyzing the molecular state of a polymer resin, testing electrical properties, or flexing cables to evaluate mechanical characteristics, we can evaluate a very broad spectrum of materials and their properties.



Flex testing

Cable Test

We possess specialized cable test equipment to evaluate and confirm product reliability ranging from the flex testing machines to evaluating the mechanical characteristics of flex and twist resistance, to the electric devices to measure the electric property such as capacitance and impedance are in our labs.



0.2mm pitch soldering

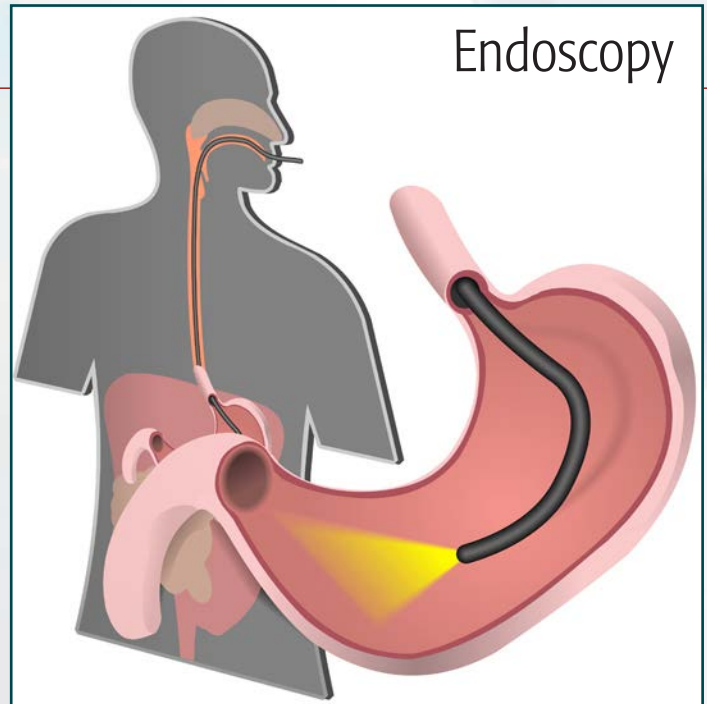
Assembly

Terminating a cable is sometimes just as challenging as making one. Often, the finer a coaxial cable becomes, the narrower the soldering pitch needs to be. We encourage our customers to involve Hitachi early in the design so that these termination considerations are taken into account. Through dialogue we can advise of suitable polymers and lead-free solder, or other processes, for the assembled structures. If customers desire, we can manage both assembly and final product packaging in our controlled facilities.

Hitachi Micro-Coax Cables are used in the inspection of pipeline welds. When quality matters, choose products made with Hitachi cables.



Applications



Non-destructive inspection



Overview of Micro-Coaxial Cable (MCX)

Micro-Coaxial Cable (MCX) is used in a wide array of precision medical products and cabling applications, where high-reliability, high-sensitivity and outstanding signal, capacitance and impedance characteristics are important. Micro-coax is ideal for ultrasound probes, catheters, and advanced endoscopy along with other industrial applications where non-destructive inspection and testing are required. Our micro-coaxial cable is a market leader due in part to our proprietary high-strength alloys with outstanding low-loss characteristics. Ultra-thin insulators made from special fluorine resin enable smaller diameter cables with improved flexibility. Our precision cabling technology enables our customers to use complex bundles while providing size and performance advantages without compromising on today's Healthcare or Industrial standards. At Hitachi, we offer a wide range of turn-key design and manufacturing support. Whether buying bulk cable or receiving a completely manufactured assembly, we are perfectly positioned to meet your every strategy.





Photo: Hitachi Metals copper alloy wire wrapped around a 80 micron human hair.

Features & Benefits

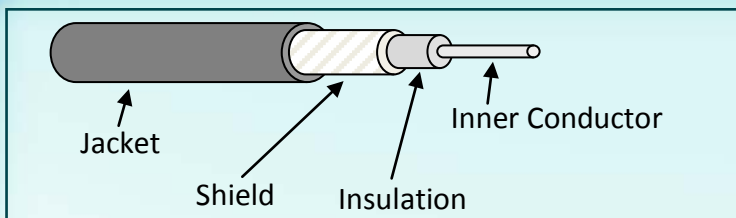
- Micro diameter and super light weight
- Excellent heat resistance and electric properties with fluorocarbon polymer insulation
- Excellent mechanical strength and flexible performance with copper alloy conductor
- Custom design of bundled cable for the required specification

High Capacitance Micro-Coaxial Cable (MCX)

We offer a broad selection of copper alloy wire with precision wire gauges ranging from 36 AWG to 50 AWG and, with a new low resistance HiFC[®] alloy characterized by very high-tensile strength, long flex life and conductor resistance that approaches copper. This resistance improvement can lower cable attenuation by 20% or more.



Note: 50-60 Ohm Impedance Cables



| Coaxial Product Number | Inner Conductor | | Conductor DCR@20C Ω/kft (Ω/km) | Insulation Material | Shield Material | Jacket | | Capacitance pF/ft (pF/m) | Impedance @10MHz (Ω) |
|------------------------|-----------------------------|----------------------------|--------------------------------------|------------------------|--------------------|----------|-----------------------|--------------------------------|----------------------------|
| | AWG (Stranding) | Material | | | | Material | Diameter Inch (mm) | | |
| 5361-110 | 36 (7/44) (7/0.05mm) | Tinned Copper | 479 (1,569) | PFA ³ | Tinned Copper | PFA | 0.021 (0.54) | 33.6 (110) | 50 |
| 5381-110 | 38 (7/46) (7/0.04mm) | Tinned Copper Alloy | 1,007 (3,300) | | | | 0.017 (0.44) | | |
| 5382-110 | | | 610 ¹ (2,000) | | | | | | |
| 5401-110 | | | 1,525 (5,000) | | | | | | |
| 5402-110 | 975 ¹ (3,200) | | 0.013 (0.32) | | | | | | |
| 5411-110 | 41 (7/49) (7/0.028mm) | | | | | | 1,525 (5,000) | | |
| 5421-110 | 42 (7/50) (7/0.025mm) | | | | 2,227 (7,300) | | | | |
| 5422-110 | 43 (7/51) (7/0.023mm) | Silver Plated Copper Alloy | 1,265 ^{1,2} (4,150) | | 0.012 (0.31) | | | | |
| 5431-110 | | | 2,288 (7,500) | | | | | | |
| 5441-110 | | | 3,203 (10,500) | | | | | | |
| 5451-110 | | | 3,752 (12,300) | | | | | | |
| 5461-115 | 46 (7/54) (7/0.016mm) | | 4,728 (15,500) | | 0.010 (0.27) | | | | |
| 5481-120 | 48 (7/56) (7/0.012mm) | | 7,010 (23,000) | | | | | | |
| 5501-125 | 50 (7/58) (7/0.01mm) | 11,430 (37,500) | | | | | | | |
| 5401-090 | 40 (7/48) (7/0.031mm) | 1,525 (5,000) | 0.009 (0.22) | | | | | | |
| 5411-090 | 41 (7/49) (7/0.028mm) | 1,525 (5,000) | | | | | | | |
| 5421-090 | 42 (7/50) (7/0.025mm) | 2,227 (7,300) | | | | | | | |
| 5431-090 | 43 (7/51) (7/0.023mm) | 2,288 (7,500) | | | | | | | |
| 5441-090 | 44 (7/52) (7/0.02mm) | 3,203 (10,500) | | | | | | | |
| | | | | 0.010 (0.24) | | | | | |
| | | | | | | | | | |
| | | | | | | | | | |
| | | | | | | | | | |
| | | | 0.008 (0.20) | | | | | | |
| | | | | | | | | | |
| | | | | | | | | | |
| | | | | | | | | | |
| | | | 0.007 (0.17) | | | | | | |
| | | | | | | | | | |
| | | | | | | | | | |
| | | | | | | | | | |
| | | | 0.006 (0.15) | | | | | | |
| | | | | | | | | | |
| | | | | | | | | | |
| | | | | | | | | | |
| | | | 0.015 (0.37) | | | | | | |
| | | | | | | | | | |
| | | | | | | | | | |
| | | | | | | | | | |
| | | | 0.014 (0.35) | | | | | | |
| | | | | | | | | | |
| | | | | | | | | | |
| | | | | | | | | | |
| | | | 0.013 (0.32) | | | | | | |
| | | | | | | | | | |
| | | | | | | | | | |
| | | | | | | | | | |
| | | | 0.012 (0.3) | | | | | | |
| | | | | | | | | | |
| | | | | | | | | | |
| | | | | | | | | | |
| | | | 0.011 (0.27) | | | | | | |
| | | | | | | | | | |
| | | | | | | | | | |
| | | | | | | | | | |

We reserve the right to alter products at any time.

Note: Custom designs available.

- ¹ HiFC[®] = Hitachi Fine Copper
- ² Under development
- ³ PFA = Perfluoroalkoxy
- ⁴ PFA available

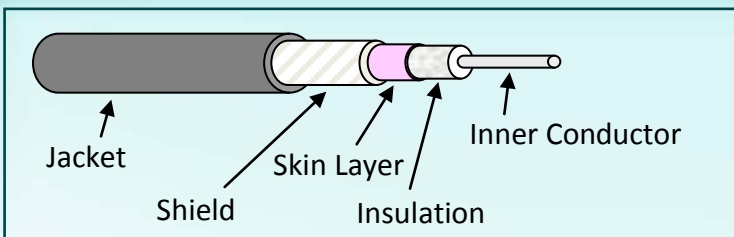
HiFC[®] is a registered trademark of Hitachi Metals, Ltd in Japan.

Low Capacitance Micro-Coaxial Cable (MCX)

Hitachi's advanced foam PFA extrusion process delivers low capacitance cable with reliable performance. We utilize a polyester tape skin over the foam to deliver dielectric strength properties required by the medical industry. 38 AWG to 46 AWG wire sizes available.



Note: 75-85 Ohm Impedance Cables



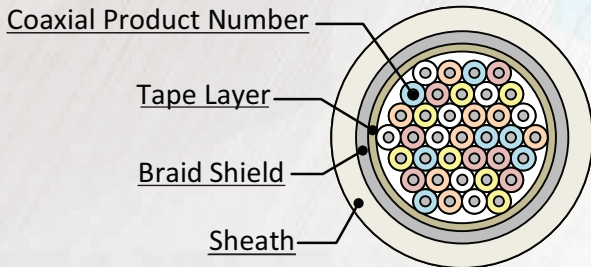
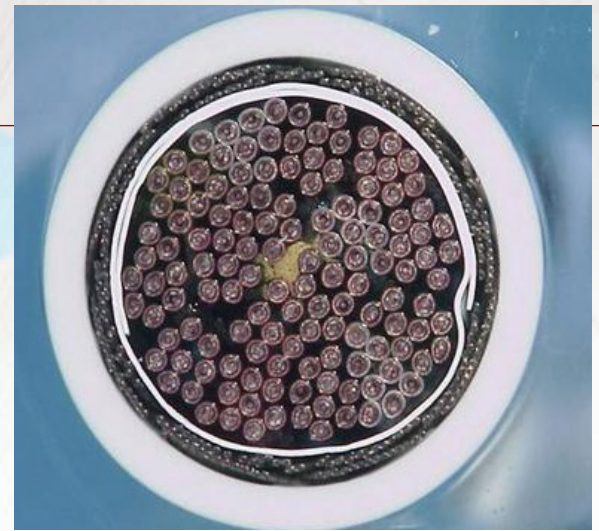
| Coaxial Product Number | Inner Conductor | | Conductor DCR@20C Ω /kft (Ω /km) | Insulation Material | Shield Material | Jacket | | Capacitance pF/ft (pF/m) | Impedance @10MHz (Ω) |
|------------------------|--------------------------|-------------------------------|---|---|--------------------------|-------------------|-----------------|--------------------------------|-------------------------------------|
| | AWG (Stranding) | Material | | | | Material | Diameter | | |
| | | | | | | | Inch (mm) | | |
| 5381-060 | 38 (7/46) (7/0.04mm) | Silver Plated Copper Alloy | 1,007 (3,300) | Cellular PFA (+Polyester tape skin) | Tinned Cop- per Alloy | Polyester tape | 0.021 (0.54) | 18.3 (60) | 75 |
| 5401-060 | 40 (7/48) (7/0.03mm) | | 1,525 (5,000) | | | | 0.016 (0.41) | | |
| 5411-060 | 41 (7/49) (7/0.028mm) | | 1,525 (5,000) | | | | 0.014 (0.36) | | |
| 5421-060 | 42 (7/50) (7/0.025mm) | | 2,227 (7,300) | | | | 0.013 (0.34) | | |
| 5431-060 | 43 (7/51) (7/0.023mm) | | 2,288 (7,500) | | | | 0.012 (0.31) | | |
| 5441-060 | 44 (7/52) (7/0.02mm) | | 3,203 (10,500) | | | | 0.011 (0.28) | | |
| 5461-060 | 46 (7/54) (7/0.016mm) | | 4,728 (15,550) | | | | 0.01 (0.25) | | |
| 5401-050 | 40 (7/48) (7/0.03mm) | Silver Plated Copper Alloy | 1,525 (5,000) | Cellular PFA (+Polyester tape skin) | Tinned Cop- per Alloy | Polyester tape | 0.019 (0.47) | 15.3 (50) | 85 |
| 5411-050 | 41 (7/49) (7/0.028mm) | | 1,525 (5,000) | | | | 0.016 (0.4) | | |
| 5421-050 | 42 (7/50) (7/0.025mm) | | 2,227 (7,300) | | | | 0.016 (0.41) | | |
| 5431-050 | 43 (7/51) (7/0.023mm) | | 2,288 (7,500) | | | | 0.014 (0.35) | | |
| 5441-050 | 44 (7/52) (7/0.02mm) | | 3,203 (10,500) | | | | 0.013 (0.32) | | |

We reserve the right to alter products at any time.

Note: Custom designs available.

Bundled cable

A number of micro-coaxial cables are bundled for ultrasound probe cable. This cable should be designed with required specifications for coax number, diameter, flexibility and so on. Typical parameters are listed below and we have more for custom designs.



Numbering Code: 5xxx-xxx - xxx - xx - xx - x - xx

Coaxial Product Number (Page 7 or 8)

Number of Coaxials (Table.1) Braid Shield (Table.2) Flexibility (Table.3) Sheath (Table.4) Sheath color (Table.5)

Table 1. Number of Coax

| Number |
|------------------------------|
| 18, 34, 64, 68, 96, 128, 192 |

Note: 18, 34, 68, 132 conductor cables utilize a urethane outer jacket. Add 0 to front of 2 digit quantities when building part number. Ex: 18 = 018

Table 2. Braid Shield

| ID | Material | Coverage% | Bend/Twist Lift Test* | Advantage |
|----|---|-----------|-----------------------|-------------------------|
| CA | Tinned Copper Alloy | 90 | 300k cycles< | Low cost |
| NN | Tinned Hitachi Metals NN High-Strength Copper | 90 | 300k cycles< | High strength (>850MPa) |
| SX | Tinned SX** | 95 | 300k cycles< | Most Flexible |

*Bend Radius equals 3x the cable diameter utilizing a 500g weight. Twist equals 300mm length utilizing a 500g weight.

**Tinned spiral wrapped tinsel copper conductor.



NN alloy braid shield



SX braid shield

Bundled cable continued

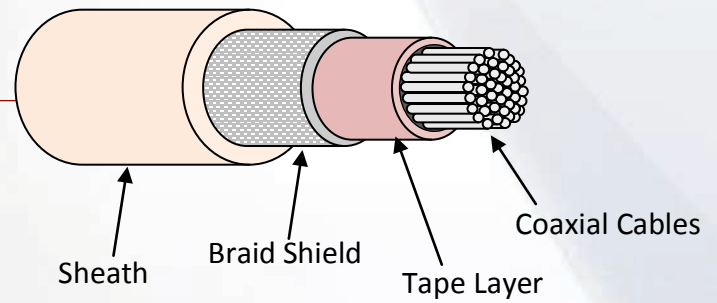


Table 3. Cable flexibility design

| CODE | Flexibility (Limpness) |
|------|-------------------------------|
| SE | SonoEase®, highly flexible |
| HS | High Standard, very flexible |
| ST | Standard, average flexibility |

*The diameter of SonoEase® cable will be about 0.5mm larger than the Standard cable. SonoEase® is only available in PVC. SonoEase® not available with NN braid.

Table 4. Sheath (jacket)

| CODE | Material | Operating temperature | Advantage | Application |
|------|-----------------|-----------------------|--|---------------------|
| P | PVC | -10 to 60°C | Low cost | Medical |
| U | Polyurethane | -40 to 100°C | Resists cut through, abrasions, chemicals & solvents | Medical, Industrial |
| S | Silicone Rubber | -60 to 120°C | Resists most stains and is easy to clean | Surgical |

Table 5. Sheath (jacket) color

| Color Code | |
|-----------------|------------------------|
| PVC | (IV) Ivory, (BK) Black |
| Polyurethane | (WH) White, (BK) Black |
| Silicone Rubber | (IV) Ivory, (GR) Gray |

Example of Bundled Cable

| Coaxial Product Number | Inner Conductor AWG (Stranding) | Jacket | Capacitance pF/ft (pF/m) | Number of coax | Braid Shield | Cable Flexibility (Limpness) | Sheath (Jacket) | | |
|-------------------------|------------------------------------|--------------------------|--------------------------------|----------------------|---------------------------|------------------------------------|-----------------|--------------------------|-----------------|
| | | Diameter Inch (mm) | | | Material | | Color | Diameter Inch (mm) | |
| 5401-110-064-CA-ST-P-IV | 40 (7/48) (7/0.031 mm) | 0.013 (0.32) | 33.6 (110) | 64 | Tinned Copper Alloy | Standard | PVC | Ivory | 0.220 (5.6) |
| 5401-110-096-CA-ST-P-IV | | | | 96 | | | | | 0.248 (6.3) |
| 5401-110-128-CA-ST-P-IV | | | | 128 | | | | | 0.272 (6.9) |
| 5401-110-192-CA-ST-P-IV | | | | 192 | | | | | 0.303 (7.7) |
| 5441-060-064-SX-SE-P-BL | 44 (7/52) (7/0.02 mm) | 0.011 (0.27) | 18.3 (60) | 64 | Tinned SX | SonoEase®* | PVC | Black | 0.216 (5.5)* |
| 5441-060-192-SX-SE-P-BL | | | | 192 | | | | | 0.295 (7.5)* |
| 5501-125-064-SX-HS-P-IV | 50 (7/58) (7/0.01 mm) | 0.005 (0.14) | 38.1 (125) | 64 | Tinned SX | High standard | PVC | Ivory | 0.075 (1.9) |
| 5501-125-096-SX-HS-P-IV | | | | 96 | | | | | 0.087 (2.2) |

*The diameter of SonoEase® cable will be about 0.5mm larger than the Standard cable.
SonoEase® is a registered trademark of Hitachi Metals, Ltd in Japan.

Catheter cables

Our high strength micro-coaxial cable with ultra-thin medical grade jacketing is the optimal solution for advanced catheter applications.

Features & Benefits

- Various lineup of micro-coaxial and twinaxial cable : ~50AWG (Min)
- Ultra-thin fluorine resin jacket : ~15µm (Min) available
- Ultra-accurate extrusion & cabling technology
- Custom designs to customer's requirement



Catheter Cable (OD = 280µm)

Hybrid bundled cables

Hybrid bundling of a multi-function cable can be realized. Whether it's a custom medical application or an industrial cable need, Hitachi has the cable equipment with the flexibility to handle unique designs. Our bundles can include many different styles of cables in addition to micro-coaxial cable. Hitachi offers various tubing for air or fluidics, specialty optical fiber for data and power transport, or just basic data and power copper wiring. We custom design each cable for whatever evolving and demanding need occurs.

Features & Benefits

- Various coaxial/twinaxial cable, data cables, tubes, fiber optic and power wires available
- Accurate extrusion & cabling technology
- Precision cable design
- Custom designs to meet specific requirements



Multi-function Probe cable



4D Ultrasound Cable with Air-cooling tube



Industrial Endoscope cable

Capabilities

Ultra-fine wire and paired cable

Application

- Catheter, endoscopy and surgical.

Features & Benefits

- Ultra-fine single wire and paired cables can be unshielded or shielded
- Ultra fine wire applicable : ~50AWG (Min)
- Twisted quad cable available : ~48AWG (Min)
- Solid conductor wire available ; Pair ~48AWG (Min), Quad ~46AWG (Min)
- Custom designs available.


Cable Specification Examples

| CABLE EXAMPLES | Structure | | Inner conductor | | Insulation | Diameter Inch(mm) | Pair | Shield | Jacket | | Capacitance pF/ft (pF/m) | Impedance @10MHz (Ω) |
|----------------|-------------------------|-------------|--------------------------|----------------------|------------|----------------------------|-------------------|----------|----------------------------|-------------------|--------------------------|----------------------|
| | | | AWG (Stranding) Material | DCR@20C Ω/kft (Ω/km) | | | Diameter Inch(mm) | Material | Material | Diameter Inch(mm) | | |
| 1 | Single wire | | 48 (7/56) (7/0.013mm) | 7,230 (24,000) | PFA | 0.089 | - | - | - | - | - | - |
| 2 | Unshielded Twisted Pair | w/o Jacket | | | | - | 0.178 | - | - | - | TBD | TBD |
| 3 | Twisted Pair | with Jacket | | | | - | 0.178 | - | PFA | 0.238 | TBD | TBD |
| 4 | Shielded Twisted Pair | | | | | Silver plated copper alloy | - | 0.178 | Silver plated copper alloy | PFA | 0.278 | TBD |
| 5 | Single wire | | 50 (7/58) (7/0.01mm) | 12,370 (40,500) | PFA | 0.07 | - | - | - | - | - | - |
| 6 | Unshielded Twisted Pair | w/o Jacket | | | | - | 0.14 | - | - | - | TBD | TBD |
| 7 | Twisted Pair | with Jacket | | | | - | 0.14 | - | PFA | 0.2 | TBD | TBD |
| 8 | Shielded Twisted Pair | | | | | Silver plated copper alloy | - | 0.14 | Silver plated copper alloy | PFA | 0.24 | TBD |

Solid conductor coaxial cable

Features & Benefits

- Various solid conductor sizes : 40~48AWG
- Custom designs to suit specific requirements



Solid conductor coaxial cables


Capabilities

FC Band[®]


FC Band[®] is a flat shaped, ultra flexible woven cable. Various coaxial cables and wires can be used in FC band[®] designs. Shielded FPC connectors are available for FC band[®] assemblies.

Features & Benefits


- Flexible and easy to handle
- Various cables and woven materials can be used
- Hybrid constructions available (ex. Coaxial + Power cable)
- Small production quantities are available



| Description | Characteristic | Application |
|------------------------------|---|--|
| High-flex type 44 & 46AWG | - Flex life cycle: Min 10Mcycles. (30degrees bending test) | - 3D/4D probe - Small space internal wiring |
| RF coaxial type 34~40AWG | - Target frequency: Max 6GHz | - TV, PC, Tablet, Semi-conductive tester |
| Coaxial type 36~42AWG | - Double shield - Low EMI | - TV, PC, Tablet, Security camera |
| Wire type 32~40AWG | - High ampacity - Folding available - Shield structure available - Long length: ex)1,500mm | - Board-to-board connection - Alternative FPC and FFC |
| Tough type 20~28AWG | - Usage temperature range: -40c ~150c - Rating voltage: 600V | - Vehicles - Switchboard |



High-flex type



Wire type



FC Band[®] with FPC connector

Capabilities

Single/Multi lumen tube (Catheter tubing)


Our high precision extruding technology supports the manufacturing of various designs of single/multi lumen tube with a wide selection of materials.

Features & Benefits

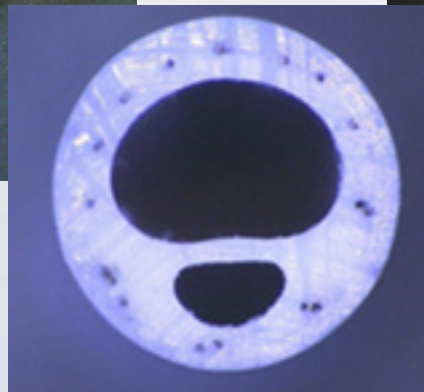
- Various materials
- Excellent straight running stability
- High Torque (with stainless braid)

| Material | Product |
|--------------|----------------------------------|
| Fluor resin | PFA, FEP, ETFE |
| Nylon | Rilsan® |
| TPE | Pebax® |
| Polyurethane | Pandex®, Tecothane®, ELASTOLLAN® |
| Polyethylene | HI-ZEX® |
| Polyimide | AURUM® |

Note: We also support other resins not listed here.



Single/Multi lumen tube



Tube with stainless steel braid



Cross section of multi lumen tube

NOTES:

Rilsan and Pebax are registered trademarks of ARKEMA FRANCE.

Pandex is a registered trademark of DIC CORPORATION.

Tecothane is a registered trademark of LUBRIZOL ADVANCED MATERIALS, INC.

ELASTOLLAN is a registered trademark of BASF POLYURETHANES GmbH.

HI-ZEX and AURUM are registered trademarks of MITSUI CHEMICALS, INC.

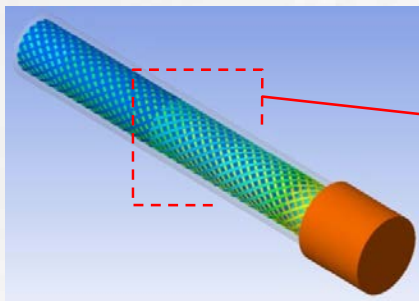
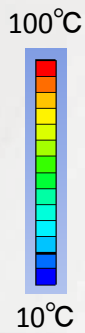

Capabilities

Assemblies

Hitachi offers a broad range of additional assembly services and capabilities to meet your production needs. Our medical assembly facilities are ISO 9001 and 13485 certified. We offer full RoHS compliance, Conflict Mineral verification, biocompatibility testing and sterilization support as well as vendor managed inventory programs if desired.

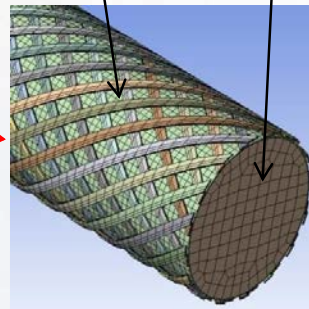
CAD/CAE

- CAD technology to provide 3-D developmental support and rapid concept prototypes.
- Mechanical and thermal analysis using computer aided engineering (CAE) for increased design reliability.



FEM analysis of thermal radiation characteristic of Braid Shield

Braid Shield
Coaxial Cable Unit



Discrete Injection Molding & Machining

- Global molding capability with in-house mold tool development.
- Internal ability to design and fabricate complex machined metal parts.
- Component part verification for manufactured parts and assemblies.



PCB & Component Encapsulation

- Flexible and rigid board designs as well as discrete components.
- Watertight sealing and device protection.




Custom Overmolding

- Silicone for reusable devices and other standard medical grade materials (PVC, TPE, TPU).
- Low-cost, Halogen free materials are available.
- Two part overmold bonding expertise.




Fine Wire Prepping & Termination

- Soldering expertise up to 50 AWG (7 strands/0.010 mm).
- Jacket etching and selective laser ablation technology available.
- Process support recommendations from low volume prototypes to mass production.
- Partial pigtailed cable assemblies also available for final customer termination.



Test Expertise

- Specialty testing & software development.
- Small to large volume capacity management.
- Biocompatibility, sterilization and specialty coating support available.



Full Assembly

- From simple to complex fully packaged assemblies.
- Complete probes and devices.
- Partial pigtailed cable assemblies also available for final customer termination.



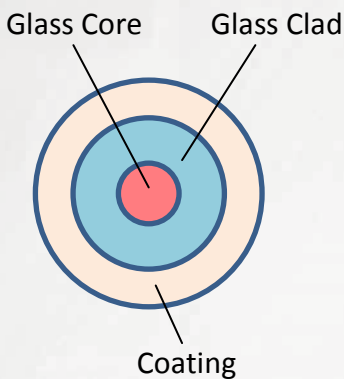
Capabilities

Optical fiber

Optical fiber is increasingly used in medical applications where high reliability is required. Exterior jackets to withstand heat and/or cleaning solutions are available.

Features & Benefits

- High speed signal transmission
- Noise reduction/EMI proof
- Light weight
- High temperature operation : 300°C (Polyimide) available
- Various optical connector options available
- 80µm and 125µm glass clad diameter available
- Plastic optical fiber available; -60°C -150°C, excellent chemical resistance.
- Metal clad specialty fibers available



| Example of optical fiber specification | | | |
|--|--------------------------|--------------------------------|-------------------|
| Type | Singlemode fiber | Multimode fiber (Graded index) | |
| Operating wavelength | 1310nm, 1550nm | 850nm | 850nm, 1300nm |
| Glass core diameter | 9 µm* | 50 µm | 50 µm |
| Glass clad diameter | 125 µm | 80 µm | 125 µm |
| Coating diameter (Material) | 250 µm (UV resin) | 93 µm (Polyimide) | 250 µm (UV resin) |
| Jacket material | PVC, FEP, UV resin, etc. | | |

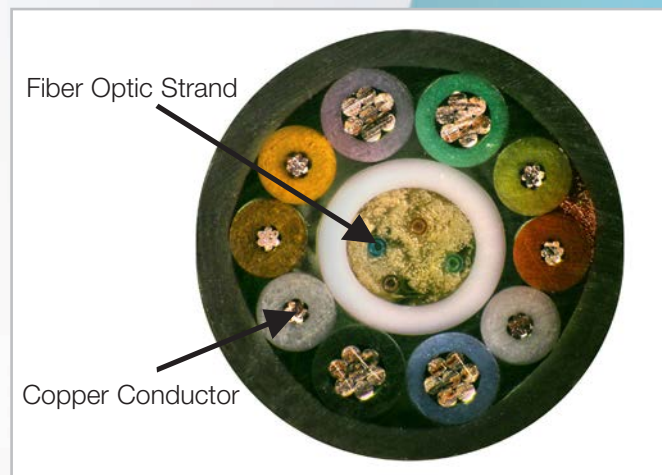
*Mode field diameter

Hybrid Cables for Optical to Electrical Converter Applications

The integration of Optics and Electronics is a trend in many fields. We provide hybrid cable and the precision assembly solution to meet required optical and electrical specifications.

Features & Benefits

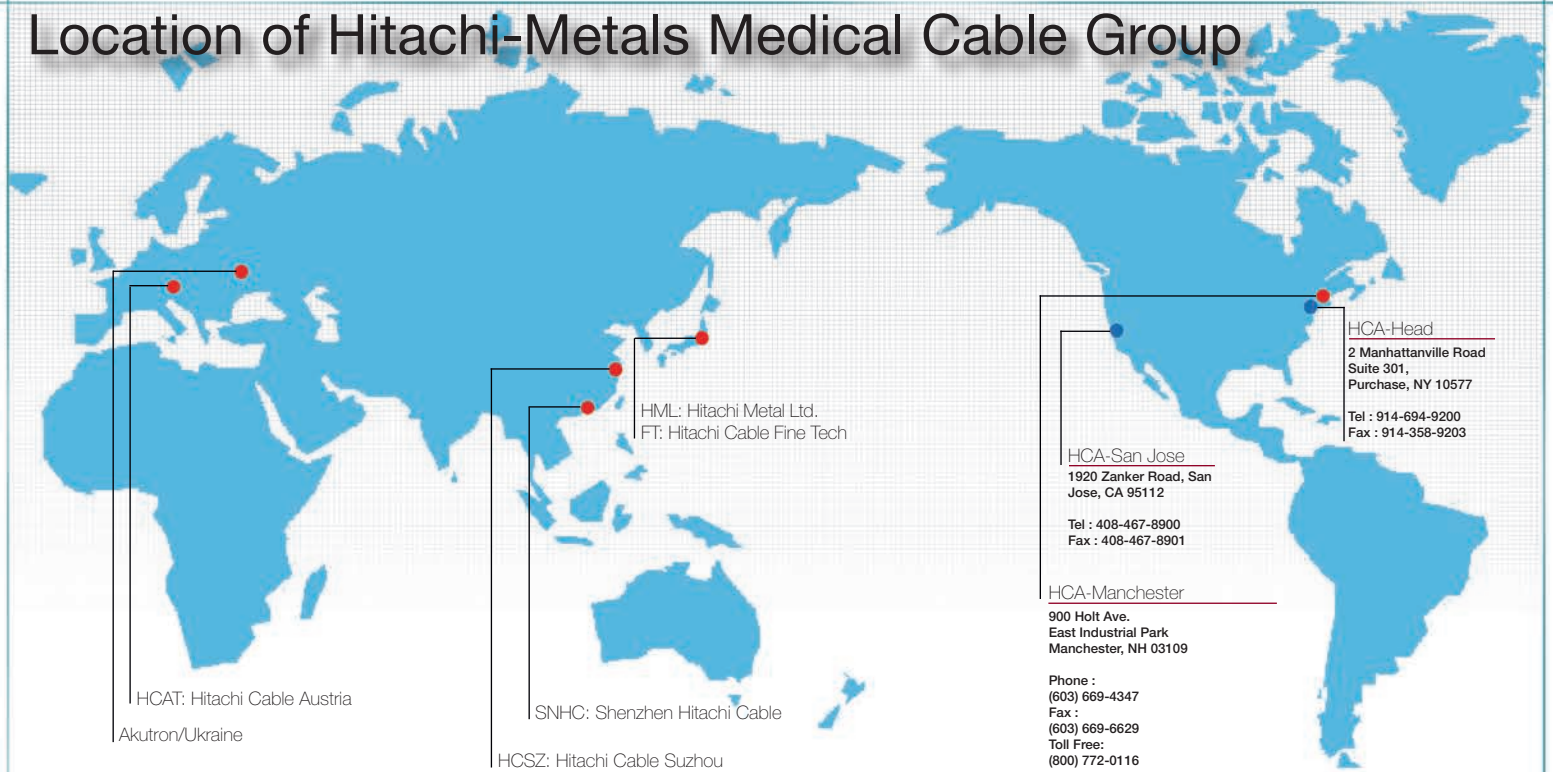
- Custom cable design and development
- Unique cable assembly structures
- Vertically integration solutions both optical fiber and metal wire technologies
- Optical to Electrical converter technology
- Optical Pioneer since 1985



Notes



Location of Hitachi-Metals Medical Cable Group



Hitachi Cable America, Inc. is a subsidiary of Hitachi Metals America, Ltd. and is one of many worldwide metals, cable and interconnect businesses in the Hitachi Metals group. We produce unique products for domestic markets and for export around the world.

We are a supplier of high performance materials. We listen to the needs of our customers and society and develop material solutions for a better tomorrow. Whether we are producing a product to be 'smaller and lighter', 'safer and more reliable' or to transmit 'faster and farther', our definition of high performance is delivering what our evolving world needs next.



900 Holt Avenue • Manchester, New Hampshire 03109 USA
Tel: 1.603.669.4347 • Sales: 1.800.772.0116 • Fax: 1.603.669.9621
www.hca.hitachi-cable.com