

REV.
B

SAE AS85049/69

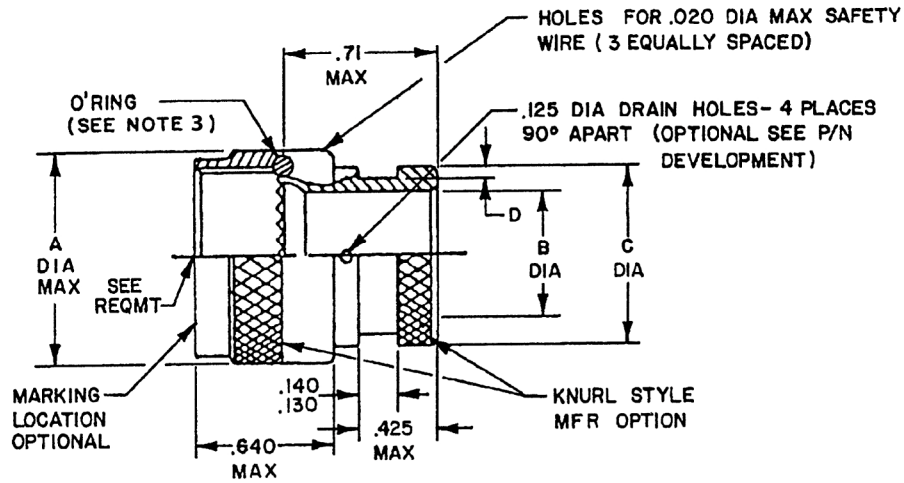
RATIONALE

FEDERAL SUPPLY CLASS
5935

THIS REVISION IS REQUIRED TO INCORPORATE THE OUTSTANDING AMENDMENT, REVIEW FOR KNOWN TECHNICAL ISSUES AND UPDATE TO MEET SAE FORMAT GUIDELINES.

NOTICE

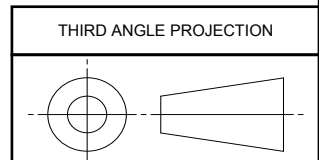
THE REQUIREMENTS FOR PROCURING THE PRODUCT DESCRIBED HEREIN SHALL CONSIST OF THIS SPECIFICATION AND THE LATEST ISSUE OF SAE AS85049.



INCH	mm
.020	0.51
.125	3.18
.130	3.30
.140	3.56
.425	10.80
.640	16.26
.71	18.03

FIGURE 1 - CONFIGURATION AND DIMENSIONS

SAE values your input. To provide feedback on this Technical Report, please visit <http://www.sae.org/technical/standards/AS85049/69B>



SAE Technical Standards Board Rules provide that: "This report is published by SAE to advance the state of technical and engineering sciences. The use of this report is entirely voluntary, and its applicability and suitability for any particular use, including any patent infringement arising therefrom, is the sole responsibility of the user." SAE reviews each technical report at least every five years at which time it may be reaffirmed, revised, or cancelled. SAE invites your written comments and suggestions.

CUSTODIAN: AE-8/AE-8C1

PROCUREMENT SPECIFICATION: AS85049

SAE Aerospace
An SAE International Group

AEROSPACE STANDARD

(R) CONNECTOR ACCESSORIES, ELECTRICAL,
ADAPTER, SHRINKBOOT, CATEGORY 5
(MIL-DTL-38999 SERIES III AND IV CONNECTORS)

SAE AS85049/69
SHEET 1 OF 3

**REV.
B**

Copyright 2011 SAE International

All rights reserved. No part of this publication may be reproduced, stored in a retrieval system or transmitted, in any form or by any means, electronic, mechanical, photocopying, recording, or otherwise, without the prior written permission of SAE.

TO PLACE A DOCUMENT ORDER: Tel: 877-606-7323 (inside USA and Canada)
Fax: 724-776-0790

Tel: +1 724-776-4970 (outside USA)
Email: CustomerService@sae.org

SAE WEB ADDRESS: <http://www.sae.org>

ISSUED 2000-05 REVISED 2011-03

TABLE 1 – DIMENSIONS.

SHELL SIZE	A DIA MAX	B DIA MIN	C DIA MAX	D +.008 (.203) -.000
9	.75 (19.1)	.250 (6.35)	.533 (13.54)	.044 (1.12)
11	.85 (21.6)	.375 (9.52)	.605 (15.37)	.044 (1.12)
13	1.00 (25.4)	.500 (12.70)	.774 (19.66)	.044 (1.12)
15	1.15 (29.2)	.625 (15.88)	.838 (21.29)	.044 (1.12)
17	1.25 (31.8)	.750 (19.05)	.963 (24.46)	.044 (1.12)
19	1.40 (35.6)	.812 (20.62)	1.042 (26.47)	.044 (1.12)
21	1.55 (39.4)	.937 (23.80)	1.217 (30.91)	.069 (1.75)
23	1.65 (41.9)	1.062 (26.97)	1.355 (34.42)	.069 (1.75)
25	1.85 (47.0)	1.188 (30.18)	1.443 (36.65)	.069 (1.75)

NOTES:

1. DIMENSIONS ARE IN INCHES AND APPLY AFTER PLATING.
2. METRIC EQUIVALENTS ARE IN PARENTHESES AND ARE GIVEN FOR GENERAL INFORMATION ONLY.
3. O-RING NOT REQUIRED WHEN PART HAS DRAIN HOLES.

REQUIREMENTS:

DESIGN AND CONSTRUCTION:

DIMENSIONS AND CONFIGURATION: SEE FIGURE 1 AND TABLE 1.

INTERFACE DIMENSIONS SHALL CONFORM TO SAE AS85049 FIGURE 3.

THE COUPLING NUT SHALL BE CAPTIVATED TO THE ADAPTER BODY AND FREE TO ROTATE. USE WITH SAE AS85049/140 AND AS85049/141 SHRINKBOOTS.

MATERIAL:

O-RING - SILICONE RUBBER.

ADAPTER BODY AND COUPLING NUT - ALUMINUM ALLOY IN ACCORDANCE WITH SAE AS85049.

FINISH:

IN ACCORDANCE WITH SAE AS85049.

A-BLACK ANODIZE

1/ N-ELECTROLESS NICKEL

2/ W-CADMIUM, OLIVE DRAB

X-NICKEL FLUOROCARBON POLYMER

Y-PURE DENSE ELECTRODEPOSITED ALUMINUM

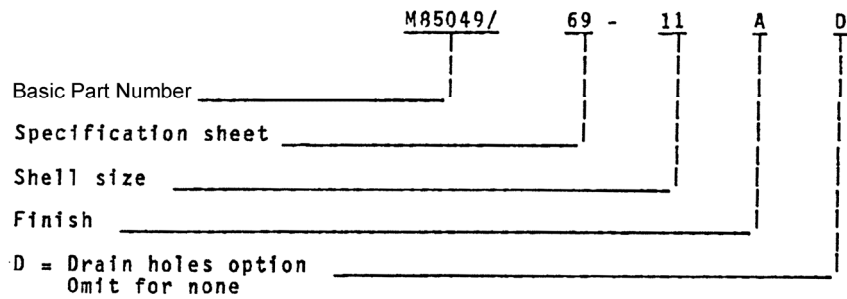
2/ Z-ZINC NICKEL

1/ N FINISH NOT FOR NAVY USE, RESTRICTED TO AIR FORCE SPACE APPLICATIONS ONLY.

2/ W AND Z FINISH ARE NOT FOR USE IN SPACE APPLICATIONS. ALSO SEE SPECIFICATION NOTES.

 An SAE International Group	AEROSPACE STANDARD	SAE AS85049/69 SHEET 2 OF 3	REV. B
	(R) CONNECTOR ACCESSORIES, ELECTRICAL, ADAPTER, SHRINKBOOT, CATEGORY 5 (MIL-DTL-38999 SERIES III AND IV CONNECTORS)		

PART NUMBER: SEE EXAMPLE BELOW:



QUALIFICATION: SEE SAE AS85049, CATEGORY 5

SPECIFICATION NOTES:

NOTICE

THIS DOCUMENT REFERENCES A PART WHICH CONTAINS CADMIUM AS A PLATING MATERIAL. CONSULT LOCAL OFFICIALS IF YOU HAVE QUESTIONS CONCERNING CADMIUM'S USE.

A CHANGE BAR (I) LOCATED IN THE LEFT MARGIN IS FOR THE CONVENIENCE OF THE USER IN LOCATING AREAS WHERE TECHNICAL REVISIONS, NOT EDITORIAL CHANGES HAVE BEEN MADE TO THE PREVIOUS ISSUE OF THIS DOCUMENT. AN (R) SYMBOL TO THE LEFT OF THE DOCUMENT TITLE INDICATES A COMPLETE REVISION OF THE DOCUMENT, INCLUDING TECHNICAL REVISIONS. CHANGE BARS AND (R) ARE NOT USED IN ORIGINAL PUBLICATIONS NOR IN DOCUMENTS THAT CONTAIN EDITORIAL CHANGES ONLY.

 An SAE International Group	AEROSPACE STANDARD	SAE AS85049/69 SHEET 3 OF 3	REV. B
	(R) CONNECTOR ACCESSORIES, ELECTRICAL, ADAPTER, SHRINKBOOT, CATEGORY 5 (MIL-DTL-38999 SERIES III AND IV CONNECTORS)		